

# AFIN8003 Week 1 - Introduction

## Banking and Financial Intermediation

Dr. Mingze Gao

2025-02-27

### Table of contents

<b>1 Course admin</b>	<b>2</b>
1.1 Unit Convenor . . . . .	2
1.2 About this course . . . . .	2
1.3 Course materials . . . . .	2
1.4 Weekly topics . . . . .	2
1.5 Assessments . . . . .	3
<b>2 Background</b>	<b>3</b>
2.1 Financial system . . . . .	3
2.2 Financial intermediation . . . . .	3
2.3 Why is banking and financial intermediation necessary? . . . . .	3
2.4 Empirical evidence . . . . .	5
<b>3 The specialness of bank and financial intermediaries</b>	<b>5</b>
3.1 Importance of banks and financial intermediaries . . . . .	5
3.2 An economy without financial intermediaries . . . . .	6
3.3 Model setup . . . . .	6
3.4 Model implications . . . . .	6
3.5 Maturity transformation by bank . . . . .	7
3.6 Beyond maturity transformation . . . . .	7
3.7 Information frictions . . . . .	7
3.8 Information asymmetry and costs . . . . .	7
3.9 Banks as delegated monitor . . . . .	8
3.10 The Holmstrom and Tirole (1997) model . . . . .	8
3.11 Changing dynamics . . . . .	8
3.11.1 FinTech, bigtech, and more . . . . .	8
<b>4 The financial services industry</b>	<b>9</b>
4.1 Types of financial institutions . . . . .	9
4.2 Authorised depository-taking institutions (ADI) . . . . .	9
4.3 Banks . . . . .	9
4.4 Largest banks globally . . . . .	9
4.5 Banks in Australia . . . . .	10
4.6 Banks in Australia: funding composition . . . . .	11
4.7 Banks in Australia: net interest margin . . . . .	12
4.8 Banks in Australia: non-performing assets . . . . .	13
4.9 Credit unions and building societies . . . . .	13
4.10 Non-ADI financial institutions . . . . .	14
4.11 Insurers and fund managers . . . . .	14

4.12 Life insurers in Australia . . . . .	14
4.13 Superannuation funds . . . . .	14
4.14 Non-bank financial institutions (NBFIs) . . . . .	15
<b>5 Finally...</b>	<b>15</b>
5.1 Suggested readings . . . . .	15
References . . . . .	16

# 1 Course admin

## 1.1 Unit Convenor

- Dr. Mingze Gao.
- Lecturer in Finance, MQBS.
- PhD in Finance (USyd), Grad.Cert. in Computing (UNSW), BCom (Hon) in Finance (USyd), BCom in Econometrics and Finance (USyd).
- Postdoctoral Research Fellow (USyd), 2021-2023.
- Research in banking and corporate finance.

Contact:

- Room 554, 4ER.
- Email: [mingze.gao@mq.edu.au](mailto:mingze.gao@mq.edu.au)
- Website: <https://mingze-gao.com>

## 1.2 About this course

Course description:

- This unit applies finance theory to the context of operational decision-making and risk management in banking and financial intermediation.
- The major decision areas for banking management are covered within a regulatory and corporate responsibility framework.
- Major risks of banks and financial intermediation are being examined.

Key approaches:

- Research-informed teaching.
- Australian focus with global evidence.
- Priority on bank risk management.

## 1.3 Course materials

The course materials are prepared based on several sources. Additional references are provided at the end of each week's slides.

- Saunders, Cornett, and Erhemjants (2023)
- Freixas and Rochet (2023)

## 1.4 Weekly topics

1. Introduction to banking and financial intermediation
2. Risks and regulation
3. Capital management and adequacy
4. Interest rate risk
5. *Market risk* (guest lecture)
6. Credit risk I: individual loan risk
7. Credit risk II: loan portfolio and concentration risk

8. Liquidity risk
9. Liability and liquidity management
10. Sovereign risk, foreign exchange risk, and off-balance-sheet risk
11. Loan sales and securitisation
12. Emerging topics in bank risk management
13. Review

## 1.5 Assessments

There are three assessments in this course.

Assessment	Weight	Hurdle	When
Individual assignment	30%	No	Due in Week 8
Group assignment	30%	No	Due in Week 12
Final exam	40%	No	University Examination Period

## 2 Background

### 2.1 Financial system

A **financial system** encompasses various *financial intermediaries*, markets, regulators, and infrastructure in the generation and distribution of financial resources.

A well developed smoothly functioning *financial system* facilitates the efficient life-cycle allocation of household consumption and the efficient allocation of physical capital to its most productive use in the business sector (Merton 1993).

Robert Merton, Nobel laureate (1997)

### 2.2 Financial intermediation

**Financial intermediation** is part of the financial system.

- It is the process by which financial intermediaries, such as banks, facilitate the flow of funds between savers and borrowers.
- Banks are a major part of financial intermediation.
  - Banks were essentially the only provider of financial intermediation.
  - Since 1970s, dramatic development development of the financial market:
    - \* Other intermediaries performing similar functions of banks.
    - \* FinTech, bigtech in money and credit services.
    - \* Cryptocurrencies, central bank digital currencies.
    - \* ...

### 2.3 Why is banking and financial intermediation necessary?

A historical perspective:

- **Finance is critical in real economic activities.**
  - Excessive debt levels and liquidity constraints could lead to downward spirals in economic activity, as witnessed during the Great Depression (Fisher 1933)<sup>1</sup>
- **“Finance is a veil”, late 50s to early 70s.**
  - In a frictionless market, firm value is not affected by its capital structure so that financial intermediaries can be redundant (Modigliani and Miller 1958).
- **Finance is relevant, since 70s.**

<sup>1</sup>Nobel prize in economics started in 1969. Irving Fisher died in 1947. He would have won a Nobel prize.

- Market frictions amplify economic cycles, particularly during downturns. Monetary factors alone are insufficient to explain the Great Depression’s depth and persistence - it’s more because of the collapse of the bank credit (Bernanke 1983, the “financial accelerator”).

A banking analogue of the Modigliani and Miller (1958) theorem showing that banks are useless with perfect financial markets.

- An economy of firms, households, banks and a bond market.
  - Households consume, and lend through banks or through the bond market.
  - Firms produce, and borrow from banks or from households through the bond market.
  - Banks borrow from households and lend to firms.

In a competitive equilibrium, banks make zero profit and have no impact on other agents’ decisions. Firms are indifferent between bank credit and bonds. (Freixas and Rochet 2023)

- Banks and bond market are perfect substitutes in a market without frictions.

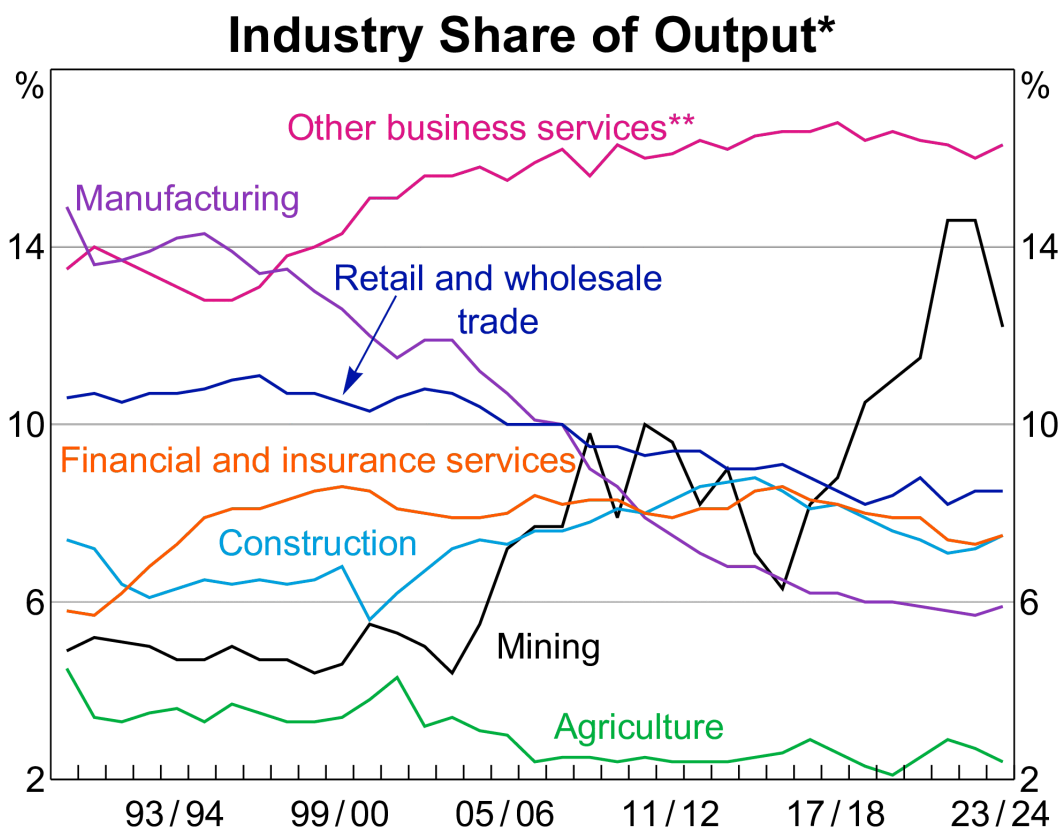
The existence of banks (and other financial intermediaries) must be justified by their roles in **mitigating market frictions**.

- Information asymmetry.
- ...

From an industrial organization perspective, the structure and competition of banking sector should have a unique impact on the economy, which warrants for regulation.

- The services provided by banks to borrowers and savers must be costly.
  - Monitoring costs.
  - Liquidity costs.
  - ...

## 2.4 Empirical evidence



\* Nominal gross value added.

\*\* Includes: information media and telecommunications; rental, hiring and real estate services; professional, scientific and technical services; administrative and support services.

Source: ABS.

Figure 1: The share of financial sector of economic output is relatively stable

## 3 The specialness of bank and financial intermediaries

### 3.1 Importance of banks and financial intermediaries

We start this banking course by studying the importance of banks in improving the efficient allocation of financial resources in the economy.

- Specifically, why market frictions necessitate banks.
- A simple look at the Diamond and Dybvig (1983) model.

### 3.2 An economy without financial intermediaries

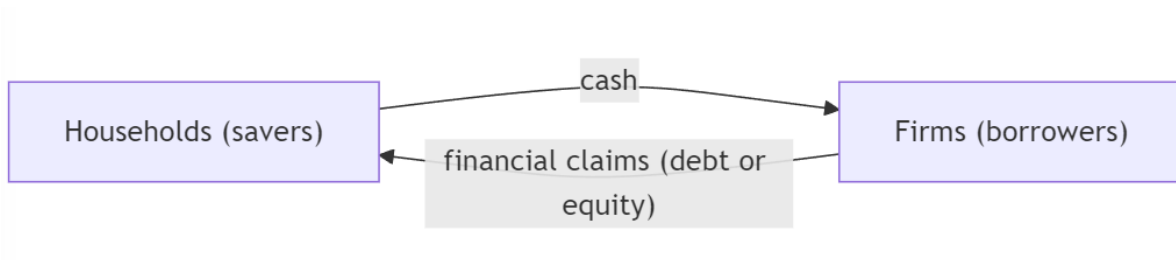


Figure 2: A simple diagram of an economy without financial intermediaries

Some *frictions* render this setup unappealing.

- Households are uncertain about when they will need their money. They might need it either in the short term or in the long term.
- Firms need long-term capital in production.
- *Banks*<sup>2</sup> are best positioned to perform **maturity transformation**.

### 3.3 Model setup

Let's see a simplified Diamond and Dybvig (1983) model:<sup>3</sup>

- Three dates,  $t = 0, 1, 2$ .
- Each household has initial goods of 1 unit at  $t = 0$ .
  - They can invest long-term to earn  $R > 1$  at  $t = 2$  for consumption, or
  - store it for consumption at  $t = 1$  or  $t = 2$ , which remains 1 unit.
  - If they choose to liquidate the long-term investment at  $t = 1$ , they get  $l < 1$  (costly liquidation).
- Household do not know whether they need to consume early at  $t = 1$ .
  - A sudden need for money, e.g., medical bills (note there that we do not introduce insurance - but banks can provide such liquidity insurance).
  - Key assumption.

### 3.4 Model implications

Not bothered by math, the implications are:

- We can determine the theoretical optimal allocation.
- Without transactions between agents, the allocation is inefficient.
- With transactions (financial market/bond market), the allocation is still not efficient.
  - Consumption can be transferred between  $t = 1$  and  $t = 2$ .
  - Liquidation costs avoided.
- **The optimal allocation can be achieved with competitive banks offering deposit contracts and investing in the long-term.**
  - A *bank* simultaneously take deposits from the public and grant loans to borrowers.
  - Transform short-term deposits to long-term assets.

---

<sup>2</sup>We later define what is a *bank*.

<sup>3</sup>Douglas Diamond and Philip Dybvig won the Nobel price in 2022, together with Ben Bernanke.

### 3.5 Maturity transformation by bank

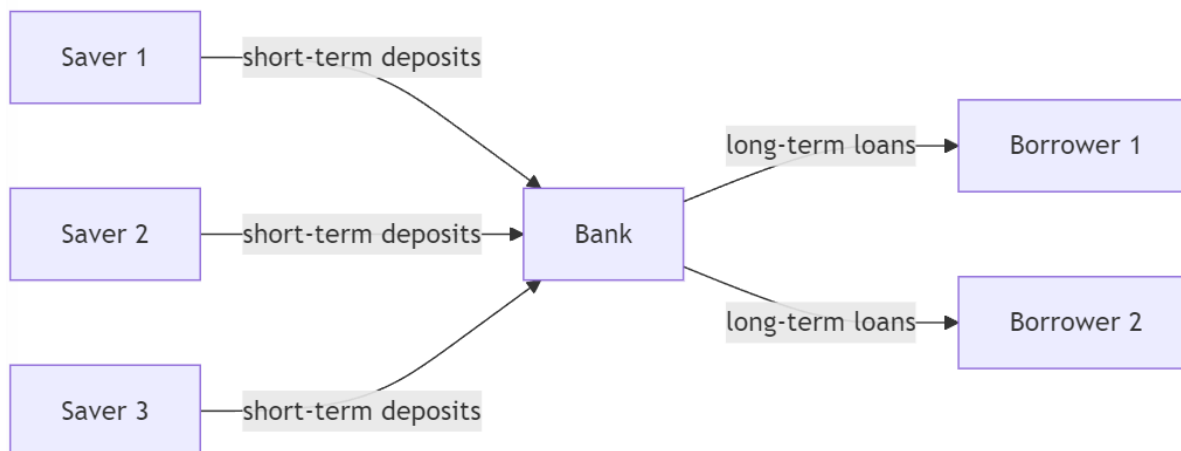


Figure 3: A simple diagram of bank's maturity transformation

- This structure, however, gives rise to *bank runs* where everyone withdraws at  $t = 1$ .
  - The Silicon Valley Bank (SVB) failure in March 2023 is a typical bank run.
- No other risks considered.

### 3.6 Beyond maturity transformation

Asset transformation, risk transformation and liquidity transformation.

- Banks make investments in borrowers - primary claims - illiquid and risky.
- Savers deposit in banks - secondary claims - liquid and low risk.

### 3.7 Information frictions

Banks do more than maturity transformation.

Banks are also better positioned to mitigate informational frictions in the market due to **economies of scale**.

- The cost advantages by spreading *the costs* over a large number of customers, transactions, and output.
- The costs arise from all aspects of lending process: screening, monitoring, and auditing; all of which can be costly for individual household lenders.

### 3.8 Information asymmetry and costs

- **Screening** costs in the context of *adverse selection* (Broecker 1990).
  - Borrower knows better about its quality than lenders.
  - Occurs before a loan is made.
- **Monitoring** costs in the context of *moral hazard* (Holmstrom and Tirole 1997).
  - Borrower could engage in opportunistic behaviour with private benefits at the cost of lenders.
  - Occurs after a loan is made.
- Auditing costs in the context of borrower failing to meet contractual obligations.
  - Renegotiate loan terms, recover loan value, etc.
  - Occurs in case of non-compliance.

### 3.9 Banks as delegated monitor

Diamond (1984) model, overly simplified:

- $n$  large borrowers, each requires 1 unit of funds and costs  $K$  to monitor, and
- $nm$  small savers each with  $1/m$  units of funds ( $m > 1$ ); a total of  $n$  units of funds.
- Total monitoring costs is  $nmK$  if savers individually monitor, but
- $mK$  if the bank acts as the monitor on behalf of savers.

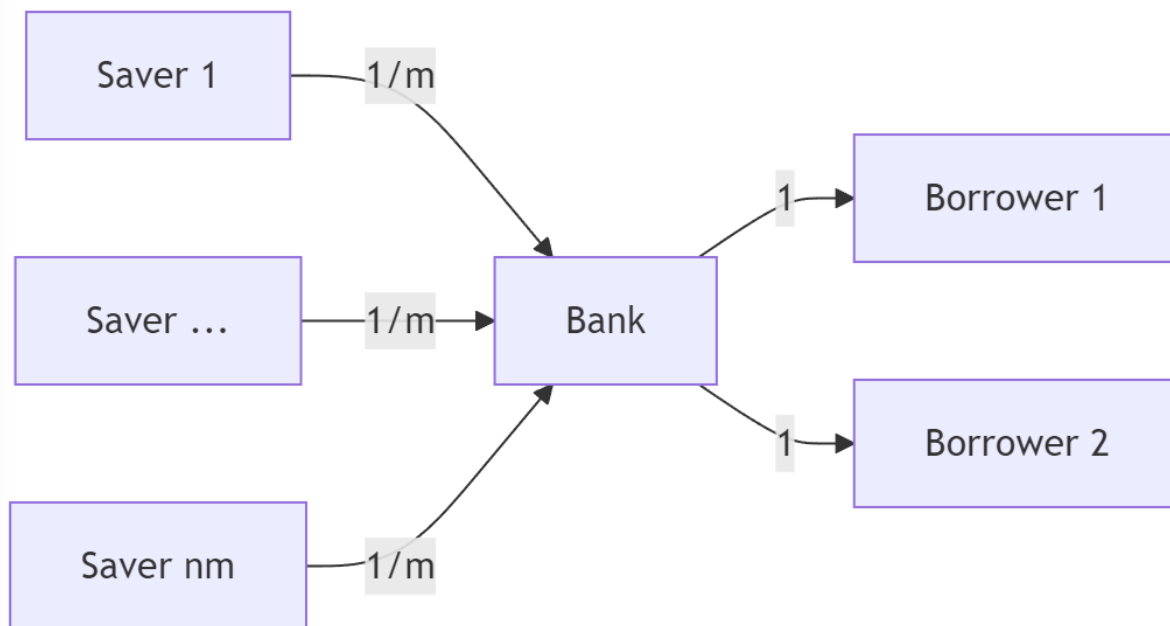


Figure 4: A simple diagram of bank as delegated monitor

Economies of scale is evident:

- Total monitoring costs reduced from  $nmK$  to  $mK$ .
- Delegated monitoring reduces unnecessary duplication of monitoring costs.
- The more savers, the lower the cost per saver.

A caveat. It must be that the cost of delegation is smaller than the benefits gained from economies of scale. The delegated monitor needs to be monitored, too.

- Requirement is that the bank needs to be sufficiently diversified (Diamond 1984).

### 3.10 The Holmstrom and Tirole (1997) model

Key insights:

- Firms with profitable projects will still be *credit rationed* if they do not have sufficient internal capital - they will not be able to raise capital from the market.
- Banks can alleviate this problem by providing credit to firms and monitoring borrowers.
- Banks improve the market.

### 3.11 Changing dynamics

#### 3.11.1 FinTech, bigtech, and more

- Traditional “banks”, taking deposits and grant loans, are facing increasing challenges.



- Global competition with other banks.
- Competition with nonbanks or “shadow banks”.
  - Many of banks’ functions can be now performed by nonbanks.
  - For example, FinTech firms may better reduce information asymmetry through screening and monitoring based on big data and advanced technologies (AI/ML), improved and customized services, and reduced cost of search and match with platform economy.
  - More importantly, nonbanks are not regulated or less regulated than banks.
- Central bank digital currencies (CBDC).
  - Increased funding costs for banks if households hold CBDC instead of bank deposits.
- Technological advancement.
  - Online/mobile banking simplifies transfer of funds.
- Transition from “originate and hold” to “originate and distribute” business model.

## 4 The financial services industry

### 4.1 Types of financial institutions

The Australian’s central bank, Reserve Bank of Australia (RBA), classifies financial institutions into broadly three categories:<sup>4</sup>

1. Authorised depository-taking institutions (ADI)
2. Non-ADI financial institutions
3. Insurers and fund managers

### 4.2 Authorised depository-taking institutions (ADI)

Financial institutions authorised by the Australia Prudential Regulation Authority (APRA) to carry out financial intermediation are called [authorised depository institutions \(ADIs\)](#).

- These depository-taking institutions (DIs) are the focus of this course.
- Three DI groups in Australia: banks, building societies and credit unions.

Table 2: Typical balance sheet of a DI

Assets	Liabilities and Equity
Loans	Deposits
Other assets	Other liabilities
	Equity

### 4.3 Banks

- Banks are the largest depository institutions in terms of size.
- Major difference between banks and credit unions/savings institutions: banks have more varied assets and liabilities.
- Differences in operating characteristics and profitability across size classes - for instance, with regards to the size of the commercial loan portfolio.

### 4.4 Largest banks globally

Largest banks by total assets in 2024, according to [S&P Global Market Intelligence](#):

<sup>4</sup><https://www.rba.gov.au/fin-stability/fin-inst/main-types-of-financial-institutions.html>

Rank	Company	Headquarter	Total assets (\$B)
1	Industrial and Commercial Bank of China Ltd.	China	6,303.44
2	Agricultural Bank of China Ltd.	China	5,623.12
3	China Construction Bank Corp.	China	5,400.28
4	Bank of China Ltd.	China	4,578.28
5	JPMorgan Chase & Co.	US	3,875.39
6	Bank of America Corp.	US	3,180.15
7	HSBC Holdings PLC	UK	2,919.84
8	BNP Paribas SA	France	2,867.44
9	Mitsubishi UFJ Financial Group Inc.	Japan	2,816.77
10	Crédit Agricole Group	France	2,736.95
	...		
42	Commonwealth Bank of Australia	Australia	868.74

## 4.5 Banks in Australia

Four major banks: CBA, ANZ, NAB, and Westpac.

- national focus, “four pillars policy”
- offer corporate and retail banking services in Australia, NZ and Papua New Guinea
- they also operate in Asia, the US and the UK
- focus on lending (around 70 per cent).

Other major banks: Macquarie Bank, Bendigo and Adelaide Bank, Bank of Queensland, Suncorp, AMP Bank, etc.

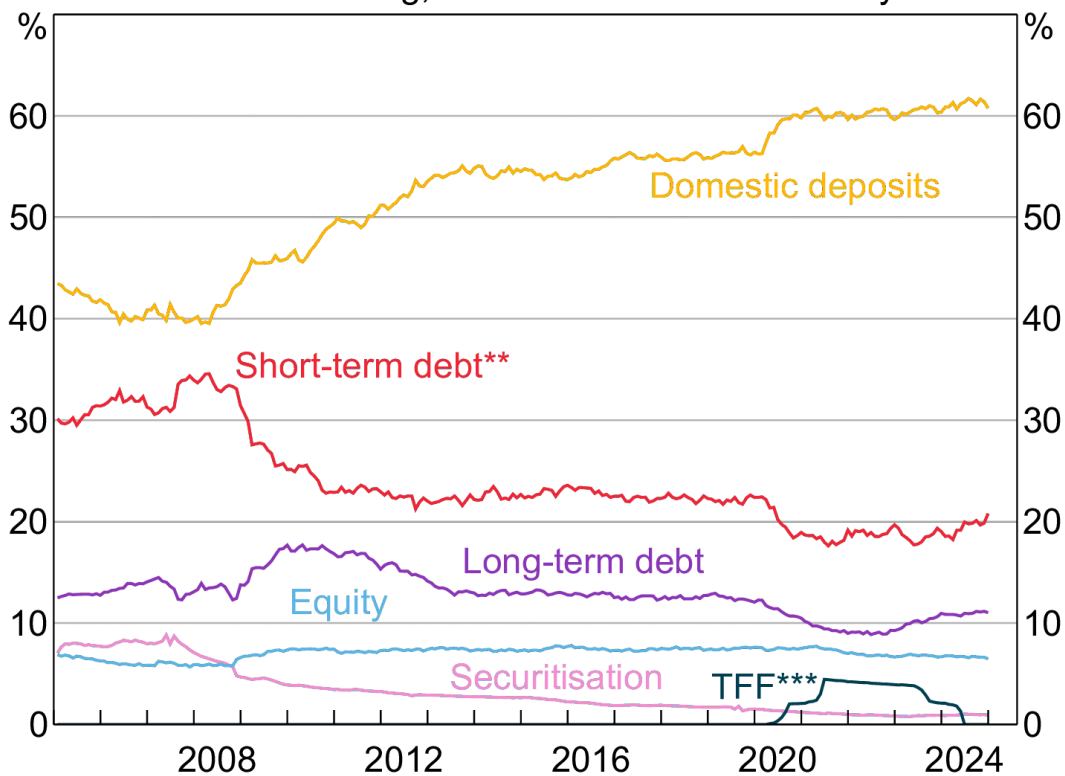
Regional banks

- regional focus with operations across state borders
- large proportion of assets invested in residential housing loans due to their origins as building societies
- focus on lending

## 4.6 Banks in Australia: funding composition

### Funding Composition of Banks in Australia\*

Share of total funding; debt is on a residual maturity basis



\* Adjusted for movements in foreign exchange rates.

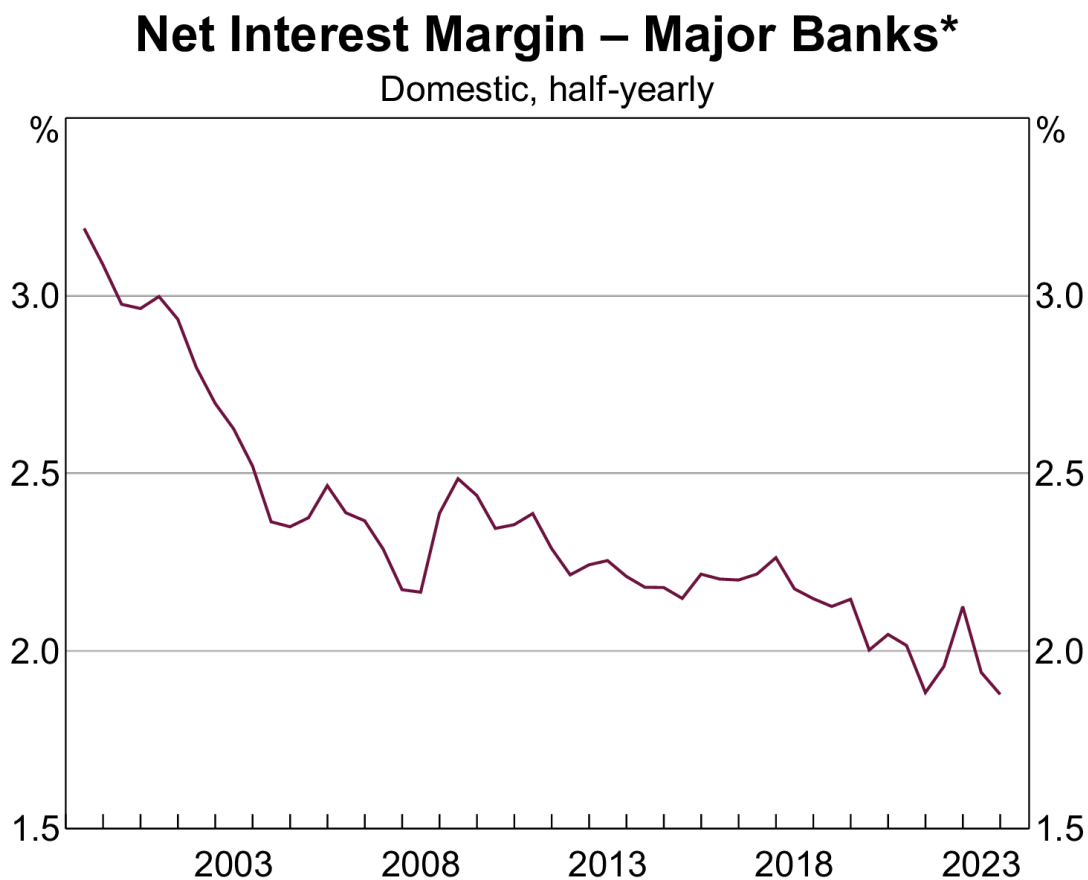
\*\* Includes deposits and intragroup funding from non-residents.

\*\*\* Term Funding Facility.

Sources: ABS; APRA; Bloomberg; LSEG; RBA.

Figure 5: Funding composition of banks in Australia

#### 4.7 Banks in Australia: net interest margin



\* Data for a given period relate to banks' public profit reports released in that half; IFRS basis from 2006, AGAAP prior; excludes St George Bank and Bankwest prior to the first half of 2009.

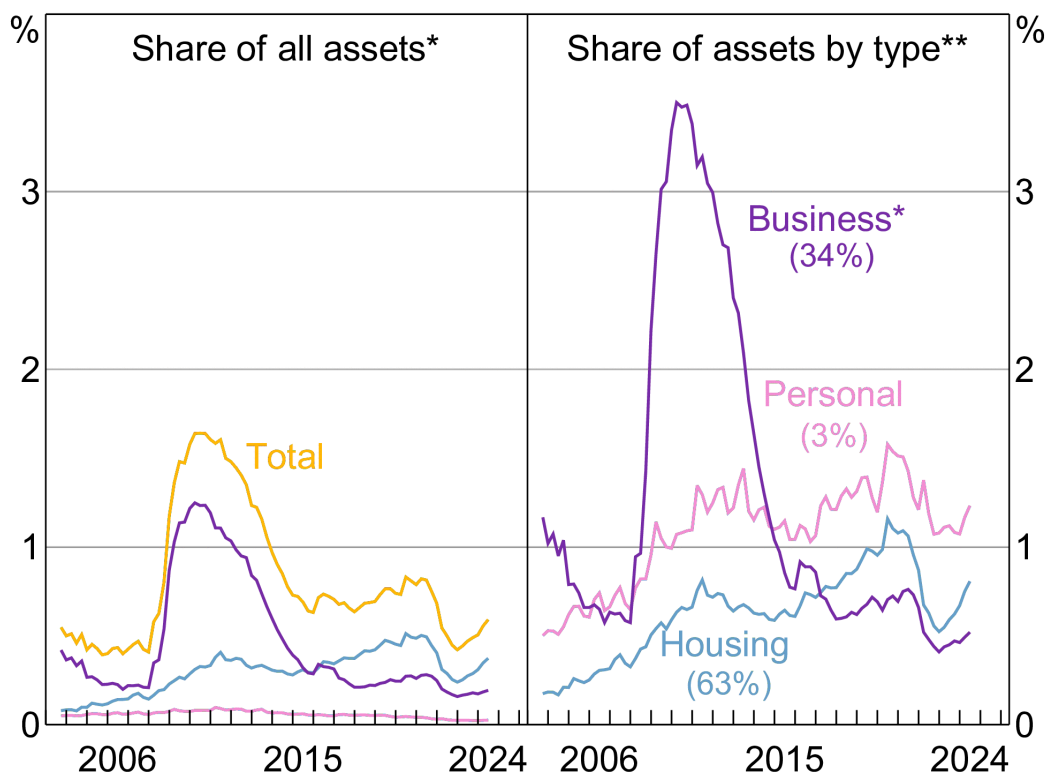
Sources: Banks' financial reports; RBA.

Figure 6: NIM of banks in Australia

## 4.8 Banks in Australia: non-performing assets

### Banks' Non-performing Assets

Domestic books



\* Includes lending to financial businesses, bills, short-term and long-term debt securities and other non-household loans

\*\* Each category's share of total domestic lending at December 2022 is shown in parentheses; shares may not add up to 100 due to rounding

Sources: APRA; RBA.

Figure 7: Non-performing assets of banks in Australia

## 4.9 Credit unions and building societies

### Credit Unions

- Mutual cooperative organisations that provide deposit facilities, personal and housing loans and payments services to their members, who are usually linked by way of some common bond
- Primarily provide deposit facilities, personal and housing loans and payments services
- Members are usually linked by a common bond, such as a trade union or locality
- In 2014 there were 84 credit unions in Australia, compared to 348 in 1992

### Building Societies

- DIs that traditionally were mutually owned, but are increasingly issuing share capital
- Depositors are members of the society
- In 2014 there were 9 building societies, compared to 31 in 1992

Both credit unions and building societies are subject to the same prudential regulations as banks.

Only 36 credit unions and building societies in 2023.

#### 4.10 Non-ADI financial institutions

- Money market corporations (broker-dealers)
  - Primarily wholesale credit market.
  - Investing, investment banking, market making, trading.
- Finance companies
  - Loans to households and SMEs.
  - Funding from debentures and unsecured notes.
- Securitiser
  - Special-purpose vehicles (SPVs) that issue securities backed by pools of assets (e.g. residential mortgage-backed securities).

#### 4.11 Insurers and fund managers

- Insurance companies
  - Life insurers: provide life, accident and disability insurance, annuities, investment and superannuation products.
  - General insurers: provide insurance for property, motor vehicles, employers' liability, etc.
  - Health insurers: provide insurance for private health costs.
    - \* Medibank, Bupa, HCF, etc.
- Superannuation and approved deposit funds
- Public unit trusts
- Cash management trusts
- Common funds
- Friendly societies

#### 4.12 Life insurers in Australia

Top 10 life insurers by total assets in 2023:

Company	Total Assets	Share
Resolution Life Australasia Limited (former AMP)	25,636,094,000	21.11%
Challenger Life Company Limited	25,025,565,000	20.61%
AIA Australia Limited	14,999,640,516	12.35%
TAL Life Limited	12,451,370,000	10.25%
Zurich Australia Limited	8,268,873,000	6.81%
MLC Limited	6,775,456,183	5.58%
Munich Reinsurance Company of Australasia Limited	5,401,974,315	4.45%
Swiss Re Life & Health Australia Limited	3,454,823,000	2.85%
TAL Life Insurance Services Limited	3,200,477,631	2.64%
Hannover Life Re of Australasia Ltd	3,053,576,000	2.51%

#### 4.13 Superannuation funds

Australian governments have encouraged national savings over last decades through:

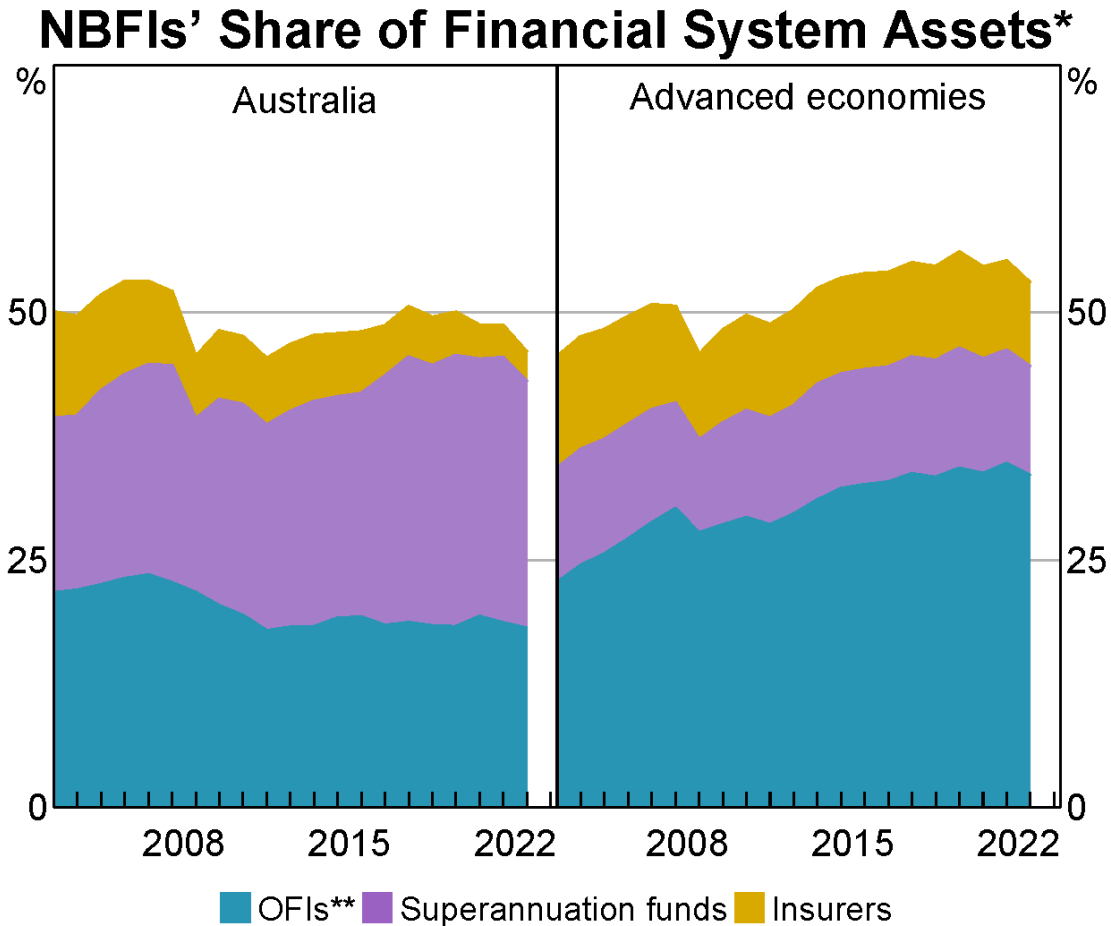
- taxation incentives,
- legislative requirements, and
- award superannuation.

Sector represents 30% of the assets of all FIs as at December 2021.

Managed by:

- specialist superannuation fund managers, e.g., UniSuper
- self-managed superannuation funds (SMSF)

#### 4.14 Non-bank financial institutions (NBFIs)



\* Latest observation December 2022.

\*\* Other Financial Intermediaries (OFIs) are a subset of NBFIs which excludes superannuation funds and insurers. Examples include investment funds, broker-dealers and non-bank lenders.

Sources: ABS; APRA; FSB; RBA.

Figure 8: Non-bank FIs' assets

## 5 Finally...

### 5.1 Suggested readings

- The [Financial Stability Review](#) published semi-annually by the RBA.
  - Most recent issue: [March 2024](#).

## References

- Bernanke, Ben S. 1983. “Nonmonetary Effects of the Financial Crisis in the Propagation of the Great Depression.” *The American Economic Review* 73 (3): 257–76.
- Broecker, Thorsten. 1990. “Credit-Worthiness Tests and Interbank Competition.” *Econometrica* 58 (2): 429.
- Diamond, Douglas W. 1984. “Financial Intermediation and Delegated Monitoring.” *The Review of Economic Studies* 51 (3): 393–414.
- Diamond, Douglas W., and Philip H. Dybvig. 1983. “Bank Runs, Deposit Insurance, and Liquidity.” *Journal of Political Economy* 91 (3): 401–19.
- Fisher, Irving. 1933. “The Debt-Deflation Theory of Great Depressions.” *Econometrica* 1 (4): 337.
- Freixas, Xavier, and Jean-Charles Rochet. 2023. *Microeconomics of Banking*. 3rd ed. MIT Press.
- Holmstrom, Bengt, and Jean Tirole. 1997. “Financial Intermediation, Loanable Funds, and the Real Sector.” *Quarterly Journal of Economics* 112 (3): 663–91.
- Merton, R C. 1993. *Operation and Regulation in Financial Intermediation: A Functional Perspective*. Edited by P Englund. Stockholm: Economic Council.
- Modigliani, F, and M H Miller. 1958. “The Cost of Capital, Corporation Finance and the Theory of Investment.” *The American Economic Review* 48 (3): 261–97.
- Saunders, Anthony, Marcia Millon Cornett, and Otgo Erhemjamts. 2023. *Financial Institutions Management ISE*. 11th ed. McGraw Hill.